

DC Block SMA

BLK-18-S+

50Ω 0.01 to 18 GHz

Maximum Ratings

Operating Temperature	-55°C to 100°C
Storage Temperature	-55°C to 100°C
DC Input Voltage	50V Max.

Permanent damage may occur if any of these limits are exceeded.

Features

- broadband performance
- low insertion loss
- rugged unibody construction
- off-the-shelf availability

Applications

- test and measurement instrumentation
- communication systems
- defense systems



Generic photo used for illustration purposes only

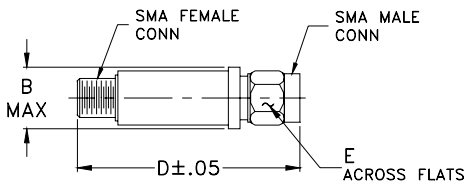
CASE STYLE: FF888

SMA Connectors	Model
Female-Male	BLK-18-S+

+RoHS Compliant

The +Suffix identifies RoHS Compliance. See our web site for RoHS Compliance methodologies and qualifications

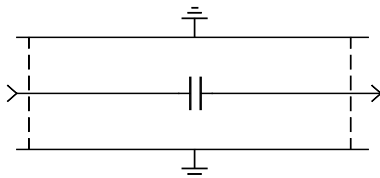
Outline Drawing



Outline Dimensions (inch/mm)

B	D	E	wt
.410	1.18	.312	grams
10.41	29.97	7.92	7.0

Electrical Schematic

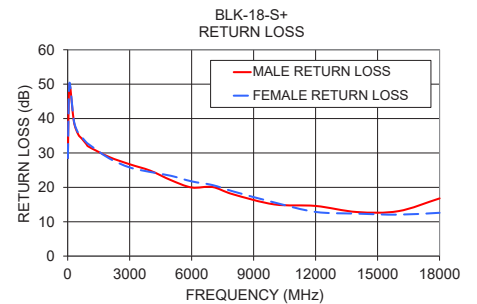
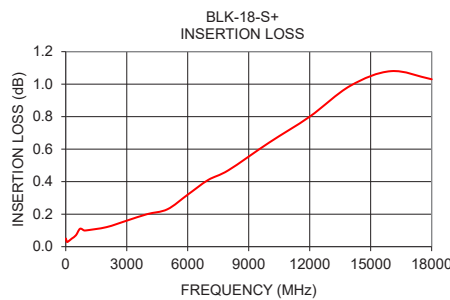


Electrical Specifications at 25°C

FREQUENCY (GHz)	INSERTION LOSS (dB)		RETURN LOSS (dB)	
	Typ.	Max.	Typ.	Min.
0.01-0.1	0.02	0.2	26	20
0.1-1.0	0.07	0.3	36	20
1.0-4.0	0.15	0.65	24	20
4.0-8.0	0.38	1.0	18	15
8.0-18	1.00	—	12	—

Typical Performance Data

Frequency (MHz)	Insertion Loss (dB)	Return Loss (dB)	
		Male	Female
10.00	0.05	28.49	28.48
50.00	0.03	45.13	45.06
100.00	0.03	50.04	50.34
300.00	0.05	39.11	39.36
500.00	0.07	35.50	35.89
700.00	0.11	34.05	34.48
900.00	0.10	32.59	33.09
1000.00	0.10	31.87	32.59
2000.00	0.12	28.84	28.45
3000.00	0.16	26.71	25.78
4000.00	0.20	24.84	24.46
5000.00	0.23	22.08	23.35
6000.00	0.32	19.95	21.73
7000.00	0.41	20.10	20.67
8000.00	0.47	17.98	18.83
10000.00	0.64	15.04	15.60
12000.00	0.80	14.59	12.85
14000.00	0.99	12.82	12.36
16000.00	1.08	13.07	12.06
18000.00	1.03	16.78	12.60



Notes

- Performance and quality attributes and conditions not expressly stated in this specification document are intended to be excluded and do not form a part of this specification document.
- Electrical specifications and performance data contained in this specification document are based on Mini-Circuits' applicable established test performance criteria and measurement instructions.
- The parts covered by this specification document are subject to Mini-Circuits standard limited warranty and terms and conditions (collectively, "Standard Terms"); Purchasers of this part are entitled to the rights and benefits contained therein. For a full statement of the Standard Terms and the exclusive rights and remedies thereunder, please visit Mini-Circuits' website at www.minicircuits.com/MCLStore/terms.jsp



Mouser Electronics

Authorized Distributor

Click to View Pricing, Inventory, Delivery & Lifecycle Information:

[Mini-Circuits:](#)

[BLK-18-S+](#)